

Deck-Mounted Fixed Mooring Whips

Base Installation

The bases and fiberglass poles should be angled towards your boat when the bases are in the down position. Each support should be as close as possible in line with the bow and stern boat cleats they will bend from side to side like a fishing rod.

See diagram for optimal alignment. Mount supports approx. 1-2" from the edge of your dock. Try to have at least two of the four included 3/8" galvanized bolts enter the dock beam support if it is a wooden dock. You may also elect to use stainless steel hardware, which can be purchased separately.

Assembly

Assemble the two pole sections by placing the 1" pole into the aluminum coupling and tighten the set screw. Thread one line through the pulley so the line ends are equal (looped and cutoff end) hold lines together make sure pole support is vertical and locked in place. Slide 1" pole into base support. Be sure pulley is hanging down and free. Insert the cut-off end of the line through the middle of the cleat then tie a knot so the line stays attached to the cleat. Always attach the looped line ends to the dockside of your boat cleats as soon in sketch.

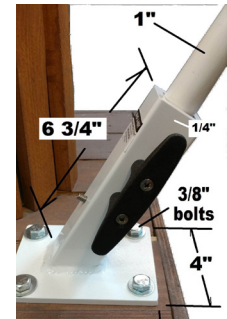
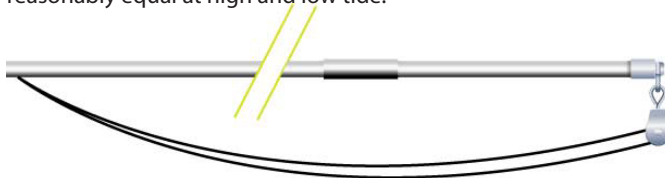
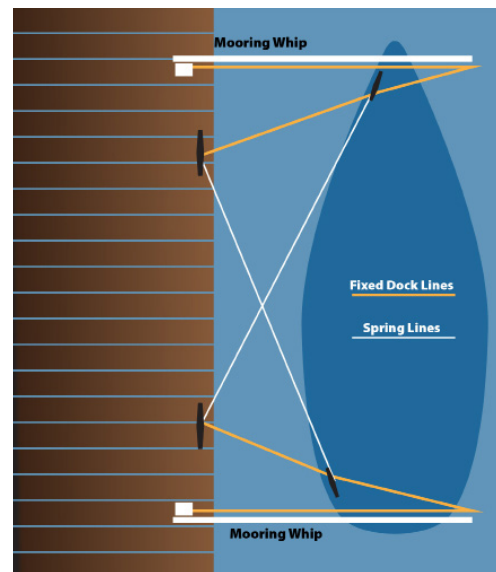
Rigging

Attach separate dock lines both for the bow and the stern. Adjust for desired distance away from your dock, then tighten whip lines enough to keep your boat away from the dock approximately 3'-4'. Secure line on pole cleat. Other mounting arrangements may be used, depending on the position of your boat. These include spring lines to prevent your boat from moving forward or back, parallel to your dock.

Operation and Adjusting

When leaving the dock, release the line from the whip pole cleat, then release the line from your boat cleat. Adjust the line until the poles flex and your boat is at a distance desired from the dock and secure the line to the support cleat.

It is recommended to adjust your rigging at low tide, and to then wait and observe the line tension at high tide. Tension should be reasonably equal at high and low tide.



Telephone Support
941-408-4373

Mon-Fri 8:00 am-5:00 pm (EST)

Email
info@dockingproducts.com

dockingproducts.com

